



RADHAKRISHNAN VIDYALAYA

BRAHMAN TOLI, DURGA ASTHAN, MUZAFFARPUR.

HOLIDAY HOMEWORK – (2019 – 20)

Pre. Nur

The Sun shines bright and high
That's what makes us want to fly.
Because summer holidays are a lot of fun,
There are exciting activities to be done,
So let's enjoy this vacation with glee,
More fun, more activities that's our plea.

Name :-.....

Father's name:-.....

Address :-.....

.....

DO SOME CREATIVE WORK:-

- Make a clock using a paper plate to learn them the concept of time.
- Make simple bookmarks can be made with old greeting cards, crayons, etc
- Prepare any one song or dance with the help of your family member.

DO SOME COPY WORK :-

- Learn Body part
- Learn oral Alphabet and Hindi swar
- Learn and write Days name, 5 Fruits and vegetable name
- Revise the read Rhymes .
- Learn the name of your family members and their relations .

HOW INDEPENDENT CAN I BECOME

Make your child more independent by teaching him/her various activities like:-

- Buttoning and unbuttoning the shirt.
- Zipping and unzipping .
- Blow the balloon .
- Arranging their toy, bag and book shelf.
- Learn how to wear shoes and socks.
- Learn how to zip your school bag and uniform (shorts).
- Sorting and pairing household items.
- Segregating various sizes of buttons for sequential knowledge.

-----Help the child to make any craft item -----



Radhakrishnan Vidyalyaya



Brahman toli, Durga Asthan, Muzaffarpur.

Name :- Roll Activity Sheet No. :- 01

Join the following dot to make "A"

A	A	A	A	A
A	A	A	A	A

Join the following dot to make "B"

B	B	B	B	B
B	B	B	B	B

Join the following dot to make "C"

C	C	C	C	C
C	C	C	C	C

Join the following dot to make "D"

D	D	D	D	D
D	D	D	D	D

Join the following dot to make "E"

E	E	E	E	E
E	E	E	E	E

Join the following dot to make "F"

F	F	F	F	F
F	F	F	F	F



Radhakrishnan Vidyalyaya



Brahman toli, Durga Asthan, Muzaffarpur.

Name :- Roll Activity Sheet No. :- 02

Join the following dot to make “ 1 ”

1	1	1	1	1
1	1	1	1	1

Join the following dot to make “ 2 ”

2	2	2	2	2
2	2	2	2	2

Join the following dot to make “ 3 ”

3	3	3	3	3
3	3	3	3	3

Join the following dot to make “ 4 ”

4	4	4	4	4
4	4	4	4	4

Join the following dot to make “ 5 ”

5	5	5	5	5
5	5	5	5	5

Join the following dot to make “ 6 ”

6	6	6	6	6
6	6	6	6	6



Radhakrishnan Vidyalyaya



Brahman toil, Durga Asthan, Muzaffarpur.

Name :- Roll Activity Sheet No. :- 03

Join the following dot to make “ अ ”

अ	अ	अ	अ	अ
अ	अ	अ	अ	अ

Join the following dot to make “ आ ”

आ	आ	आ	आ	आ
आ	आ	आ	आ	आ

Join the following dot to make “ इ ”

इ	इ	इ	इ	इ
इ	इ	इ	इ	इ

Join the following dot to make “ ई ”

ई	ई	ई	ई	ई
ई	ई	ई	ई	ई

Join the following dot to make “ उ ”

उ	उ	उ	उ	उ
उ	उ	उ	उ	उ



Radhakrishnan Vidyalyaya






Brahman toil, Durga Asthan, Muzaffarpur.

Name :- Roll Activity Sheet No. :- 03

COLOUR

the following circle the shape with red, blue and yellow :-



The following boxes with red, blue and yellow :-



Colour the following Star with red, blue and yellow :-

